

25 DISPLAY 26

See/Select coffee temperature



Setup

Press 3s

26 + 25

+

(CELSIUS/FAHRENHEIT) Click 25 → U_d → Click 26 → °C/°F

+

(PREINFUSION) Click 25 → Pr → Click 26 → 0s/1s/2s/3s/4s/5s

+

(CHRONOMETER) Click 25 → Cr → Click 26 → ON/OFF

+

(STAND-BY) Click 25 → OFF → Click 26 → OFF/0,5h/1h/2h

+

(TEMPERATURE DIFFERENTIAL SETTING) Click 25 → U → Click 26 +
Click 25 -

+

(STEAM(ONLY STEEL DUO)) Click 25 → St → Click 26 → ON/OFF

Program the dose

Press and hold 'x' or 'y' seconds
and drop to set the dose



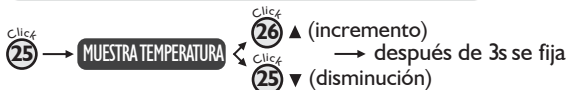
Make a coffee

Click & drop
to make a coffee



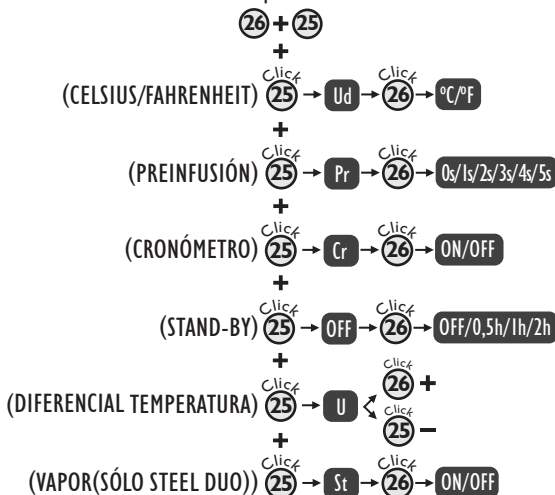
25 DISPLAY 26

Ver/Seleccionar temperatura café



Programación

Mantener presionado 3s



Programar dosis

Mantener presionado 'x' o 'y' segundos y soltar cuando tengamos la dosis deseada

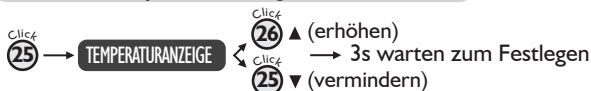


Hacer un café

Presionar y soltar para hacer un café

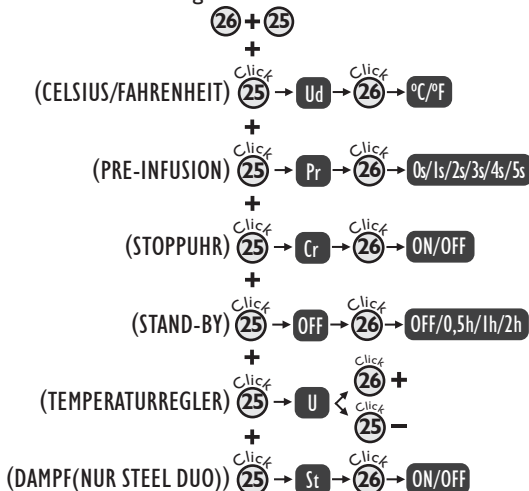


Kaffeetemperatur anzeigen/auswählen



Programmierung

3s gedrückt halten



Dosis programmieren

Während 'x' oder 'y' Sekunden gedrückt halten und loslassen, wenn die gewünschte Dosis erreicht ist



Kaffee zubereiten

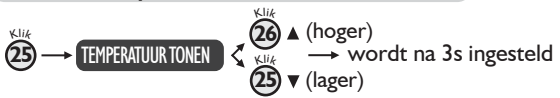
Drücken und loslassen, um einen Kaffee zuzubereiten



Korte handleiding PID

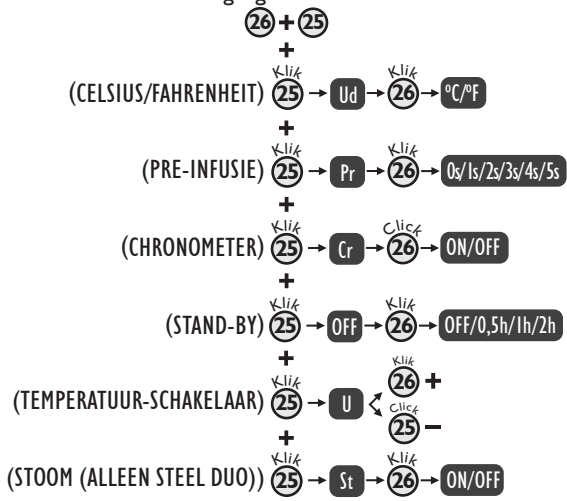
25 DISPLAY 26

Koffietemperatuur bekijken/selecteren



Programmeren

3s lang ingedrukt houden



Dosis programmeren

Houd 'x' of 'y' enkele seconden ingedrukt en laat hem los zodra u de gewenste dosis heeft

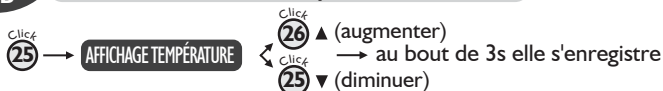


Koffie zetten

Indrukken en loslaten om koffie te zetten



Voir/Sélectionner température du café



Programmation

Appuyez 3s

26 + 25

+

(CELSIUS/FAHRENHEIT) Click 25 → Ud → Click 26 → °C/°F

+

(PRÉ-INFUSION) Click 25 → Pr → Click 26 → 0s/1s/2s/3s/4s/5s

+

(CHRONMÈTRE) Click 25 → Cr → Click 26 → ON/OFF

+

(STAND-BY) Click 25 → OFF → Click 26 → OFF/0,5h/1h/2h

+

(RÉGULATEUR TEMPÉRATURE) Click 25 → U → Click 26 +

Click 25 -

+

(VAPEUR [SEULEMENT STEEL DUO]) Click 25 → St → Click 26 → ON/OFF

Programmer la dose

Appuyez « x » ou « y » secondes et relâchez lorsque la dose souhaitée est obtenue

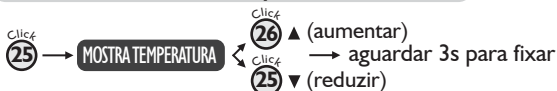


Préparer un café

Appuyez et relâchez la touche pour préparer un café

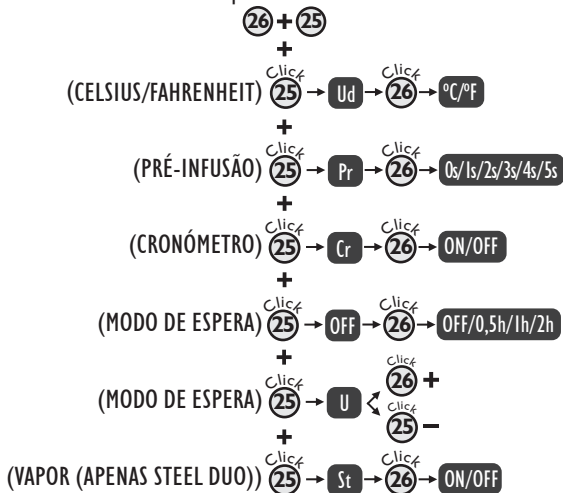


Ver/Selecionar temperatura café



Programação

Manter premido durante 3s



Programar dose

Manter “x” ou “y” premido durante alguns segundos e soltar quando tiver obtido a dose pretendida



Fazer um café

Premir e soltar para fazer um café

